



City of Miami Gardens
PUBLIC WORKS PERMIT APPLICATION REQUIREMENTS FOR
SIDEWALK / DRIVEWAY CONSTRUCTION

Job Site Address: _____

The purpose of the following list is to assist the person who applies for a driveway/sidewalk construction permit in order to expedite the permit process. Follow the steps as you prepare your plans for permit. Some steps may not be applicable.

CHECK LIST

DRIVEWAY (INSIDE PROPERTY LINE)		
1	Provide with (2) two sets of plans and an original survey. Plans can be substituted with copies of the survey showing the proposed driveway /sidewalk.	
2	Provide with type of driveway (concrete, pavers, asphalt, etc.) <i>(Note on plan)</i>	
3	Minimum five (5) feet set back is required (from property line to proposed driveway); <i>(Note on plan)</i>	
4	Maximum allowed impervious area for the front yard is 50% (excluding the approach area).	
5	Provide complete dimensions for driveway: width, total square feet. <i>(Note on plan)</i>	
6	Concrete driveway must be at minimum (4) four inches thick, 3000 PSI, with wire mesh or fiber mesh reinforcement. The use of fiber mesh instead of welded wire is allowed with proof of fiber mesh (i.e. receipt from vendor, or concrete invoice reflecting the date and address of property is required for final inspection). <i>(Note on plan)</i>	
DRIVEWAY APPROACH (OUTSIDE PROPERTY LINE)		
7	Driveway approach must have 5-10 feet flair (radius); 5 feet is preferable. <i>(Note on plan)</i>	
8	Driveway approach must be minimum (6) six inches thick concrete 3000 PSI, without wire mesh, or 6 inch compacted road rock with 1 ½" asphalt surface. Approach should be sloped to drain to swale area and not to street. <i>(Note on plan)</i>	
9	Minimum (5) five feet set back is required. The approach cannot encroach the adjacent properties. <i>(Note on plan)</i>	
10	Specify the nature of the apron: concrete, stamp concrete, asphalt, pavers etc. <i>(Note on plan)</i>	
11	Provide a straight line by saw cutting the edge of the road when removing the existing approach.	
12	Driveway approach close to intersections must be located at most 15 feet from the ROW to edge of driveway, see APPROACH LICATATION DETAIL on page 2.	

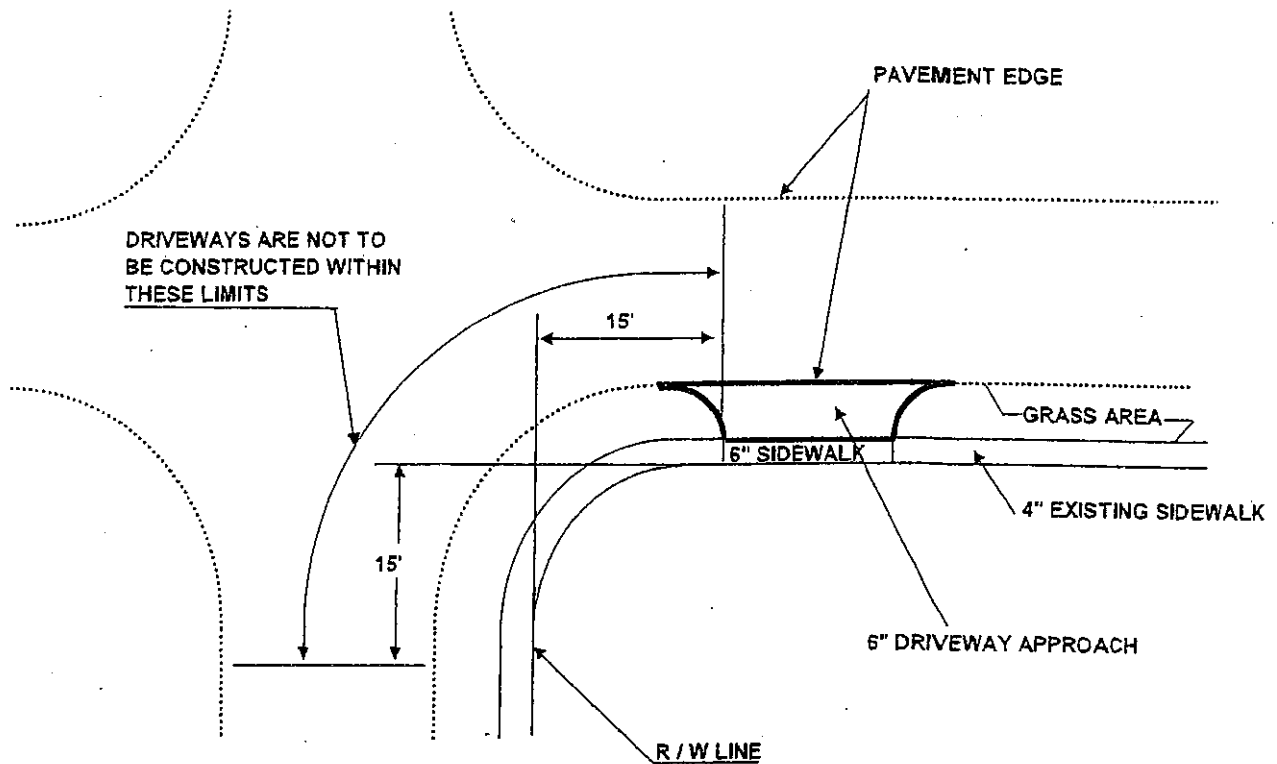
SIDEWALK	
13	All sidewalks should be (4) four inches thick plain concrete 3000 PSI (non colored) without wire mesh, except across driveway where should be (6) six inches thick. If existing sidewalk is 6 inch thick and not inclined or damaged, it can remain as is. <i>(Note on plan)</i>
14	If you do not have an existing sidewalk on your side of the street, you are required to construct the 6 inch thick sidewalk across driveway for the City's future sidewalk improvement capital projects. <i>(Note on plan)</i>
15	For new house you are required to construct the sidewalk along the entire property and ADA ramp in case of a corner lot house. <i>(Note on plan)</i>

Note: Swale area on the city right-of-way (grass area) affected by the construction of the new driveway need to be restore (which includes, but not limited to removal of any construction debris and re-sodding the disturbed swale areas) in order to pass the final inspection from Public Works.

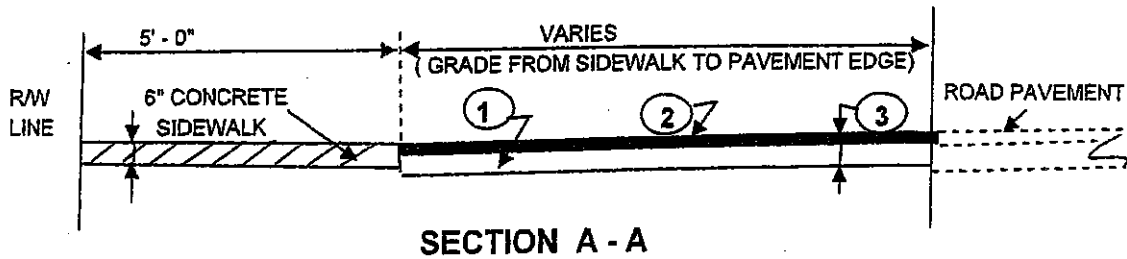
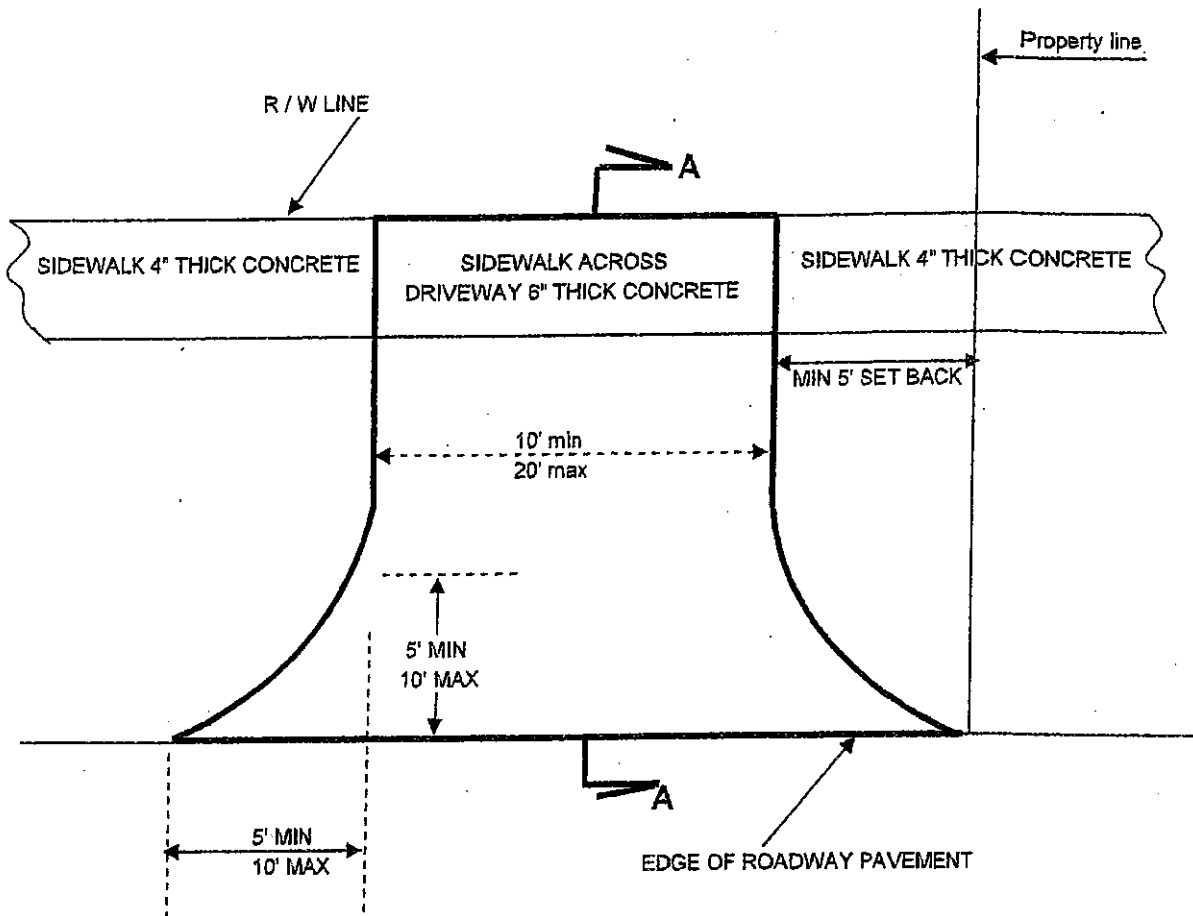
Since every property is unique, Public Works Department may require additional information after reviewing the permit application.

Print your name and sign here:

NAME (PRINT)	
SIGNATURE	
DATE	



APPROACH LOCATION DETAIL



- ① BASE COURSE 6" THICK
- ② ASPHALTIC CONCRETE SURFACE COURSE 1 1/2" THICK
- ③ CONCRETE APRON 6" THICK

CITY OF
 MIAMI GARDENS
 PUBLIC WORKS
 DEPARTMENT

STANDARD APPROACH DETAIL

CONCRETE / ASPHALT
DRIVEWAY
 RESIDENTIAL

REV 0
 12/5/2005